


LeDeR Takehome fact sheet: Demographics



Sex demographics

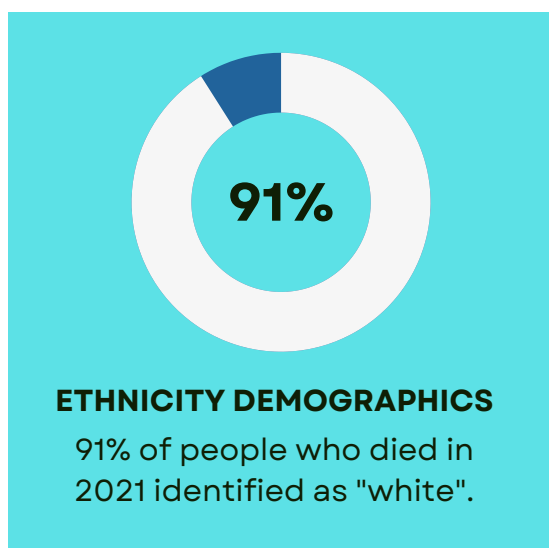
56% of people in the data who died in 2021 were male. 42% female and 1% identified as other.



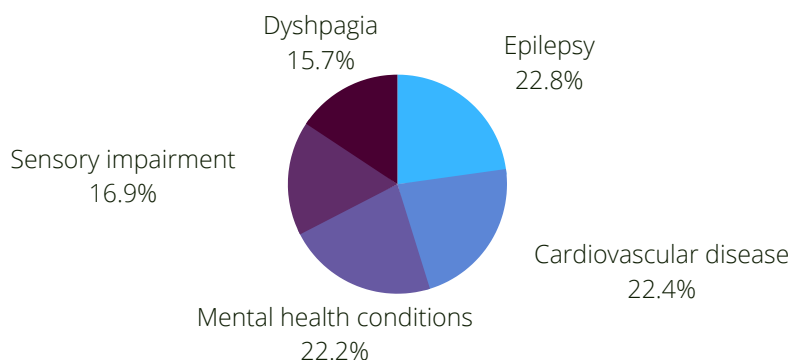
Age at death

62 Years

The median age of death for people with a learning disability in 2021 was 62. The median age of death for the general population in 2018-2020 was 82.7.

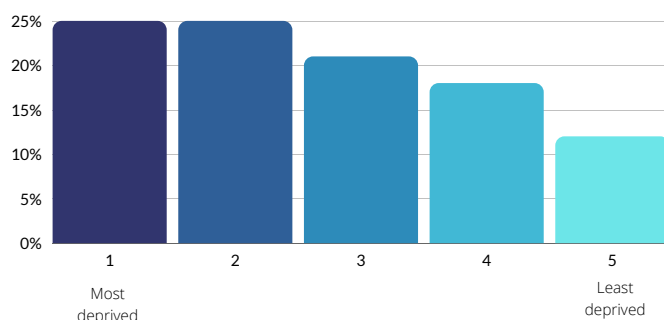


THE MOST FREQUENT LONG TERM HEALTH CONDITIONS



DEPRIVATION

Over 50% of people with a learning disability died in areas rated as some of the most deprived.



EARLY DEATH

6 out of 10 people with a learning disability died before they were 65. This compares to around 1 in 10 of the general population.

LeDeR Takehome Fact sheet: Circumstances of death

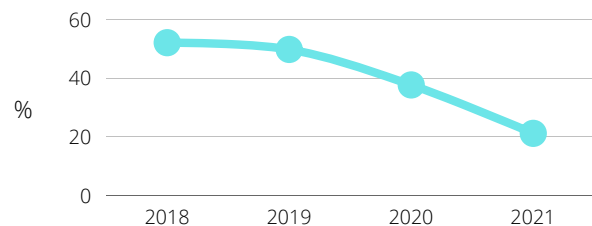


■ DNACPR

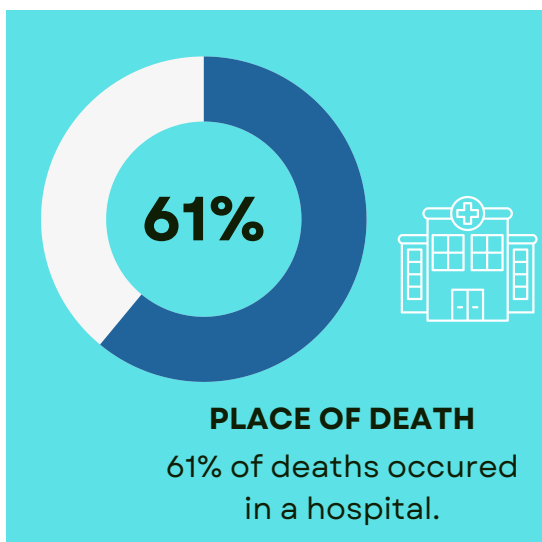
64% of people who died in 2021 had a DNACPR in place at the time of their death. Reviewers judged this was correctly followed 60% of the time. This compares with 78% of the time in 2019.

60%






■ DEATHS DUE TO PNEUMONIA ARE FALLING



52% of respiratory deaths in 2018 were due to pneumonia. In 2021 only 21% were.

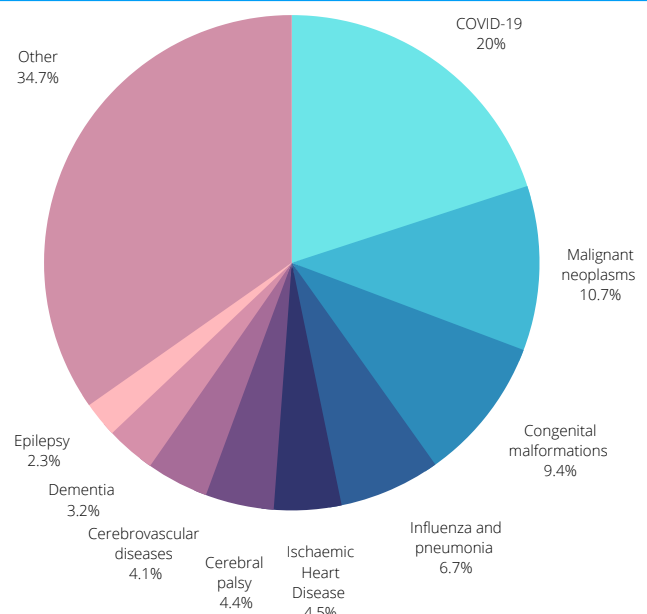
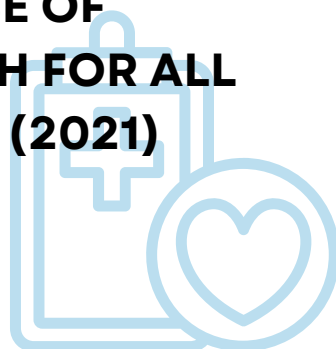


■ TOP 5 GROUPINGS FOR CAUSES OF DEATH (2021)

- 1: COVID-19 
- 2: Diseases of the Circulatory System 
- 3: Diseases of the Respiratory System 
- 4: Cancers 
- 5: Diseases of the Nervous System 

The top 5 grouped causes of death (general grouped categories).

■ THE MOST FREQUENTLY CAUSE OF DEATH FOR ALL AGES (2021)



Find out more at www.leder.nhs.uk

LeDeR Takehome fact sheet: Quality of Care



CARE PACKAGE

9 out of 10 of reviewers indicated that the care package provided met the needs of the individual in deaths that occurred in 2020 and 2021



LIAISON NURSE

The Learning Disability liaison nurse role in acute hospital settings was valued as a bridge between the principles and provision of good care.

FEWER PROBLEMS IN SPECIFIC AREAS OF CARE

Reviewers continued to identify fewer problems in specific areas of care, year-on-year.



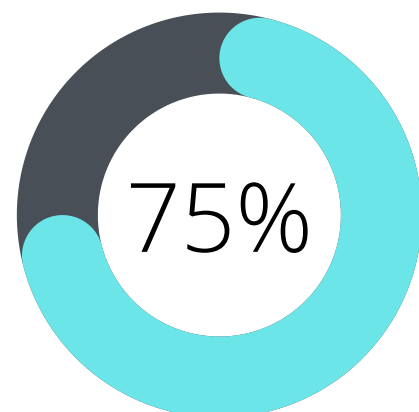
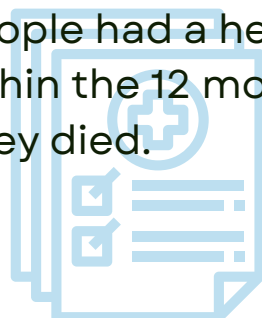
EVIDENCE OF GOOD PRACTICE



7 out of 10 reviews indicated evidence of good practice.

HEALTH CHECKS

75% of people had a health check within the 12 months before they died.



Find out more at www.leder.nhs.uk

LeDeR Takehome fact sheet: Age at death

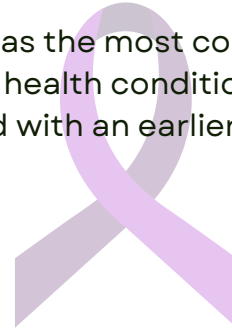


AGE AND ETHNICITY

People of Black, Black British, African or Caribbean, mixed ethnic group and Asian or Asian British ethnicity died at a younger age in comparison to people of White ethnicity.

EPILEPSY AND AGE OF DEATH

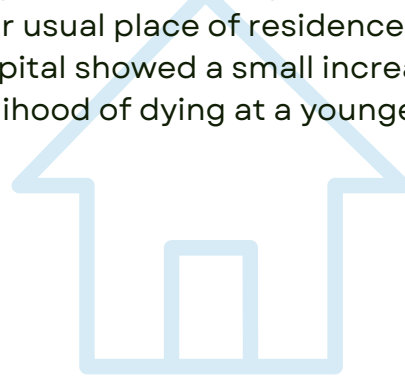
Epilepsy was the most common long-term health condition associated with an earlier age at death.



EARLY DEATH
6 out of 10 people with a learning disability died before they were 65.

PLACE OF DEATH

People who died in a place other than their usual place of residence or a hospital showed a small increase in the likelihood of dying at a younger age.



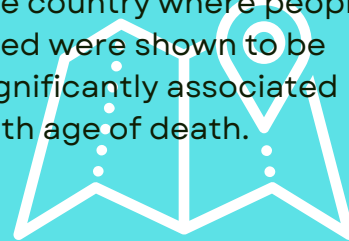
AGE OF DEATH

62 was the average age of death for people with a learning disability. In the general population it was 82.7.

62 YEARS

SEX AND PART OF THE COUNTRY WHERE PEOPLE LIVED

Neither sex nor the part of the country where people lived were shown to be significantly associated with age of death.



LeDeR Takehome fact sheet: Avoidable deaths




■ AVOIDABLE DEATHS

49% of deaths were classified as "avoidable" for people with a learning disability. This compares to 22% for the general population.



49%

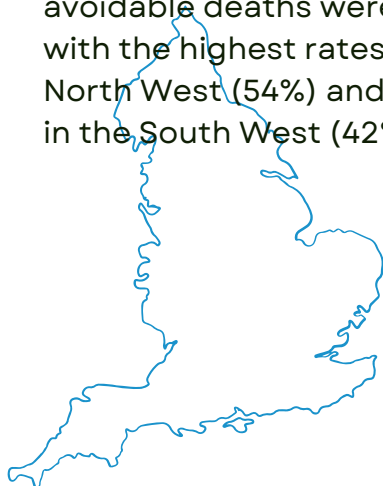


AGE AND AVOIDABLE DEATHS

Deaths were more likely to be classified as avoidable with increasing age, peaking in the middle aged groups before decreasing again for those who died over the age of 65 years.

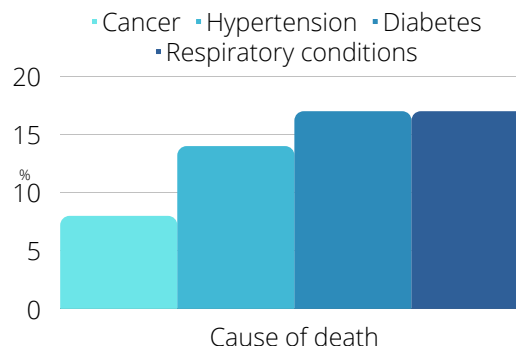
■ REGION AND AVOIDABLE DEATHS

Regional differences in avoidable deaths were noted, with the highest rates in the North West (54%) and the lowest in the South West (42%)



■ CAUSES OF AVOIDABLE DEATHS

8% of avoidable deaths were linked to cancer, 14% to hypertension, 17% to diabetes and 17% to respiratory conditions.



Find out more at www.leder.nhs.uk

LeDeR Takehome fact sheet: COVID-19



COVID-19 LEADING CAUSE OF DEATH

COVID-19 was the leading cause of death for people with a learning disability in 2021.



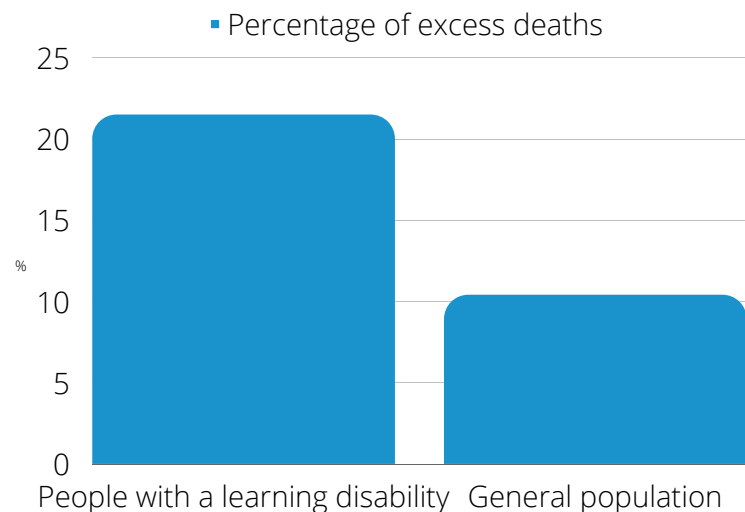
NO EXCESS DEATHS FOR CHILDREN DURING 2021

There was no excess deaths* for children with a learning disability in 2021. Deaths actually decreased by about 3% compared to 2018-2019

*over and above what would be normally expected


EXCESS DEATHS FOR ADULTS

The rate of excess deaths in 2021 was more than twice as high for people with a learning disability than for the general population.



VACCINATION AND DEATH

28% of those who were unvaccinated died from COVID-19 compared to 3.4% of those who were vaccinated.



UNVACCINATED DEATHS

Those who were unvaccinated were 9 times more likely to die of COVID-19 than those who were vaccinated.

9x

Find out more at www.leder.nhs.uk